



# RACK-305G

4U 14-slot Full-size Rackmount Chassis

- 1 Application Server Platform
- 2 Single Board Computer
- 3 IBX Series POS PC
- 4 AFOLLUX POS Panel PC
- 5 Video Capture Card
- 6 KAMIO RISC
- 7 IOVU Open HMI
- 8 VITO Universal Controller
- 9 DINO BLADE
- 10 LCD Product Series
- 11 Embedded System
- 12 Industrial Computer Chassis
- 13 Power Supply
- 14 Peripherals



CD-ROM, FDD and HDD are not included in package

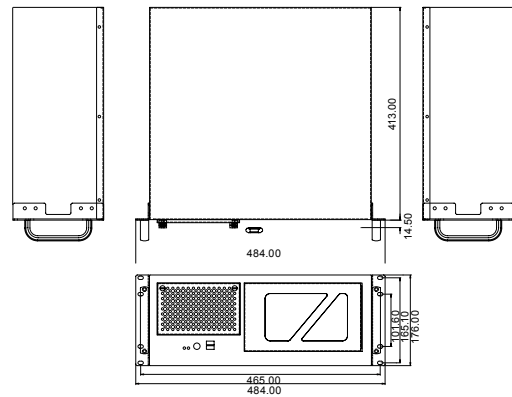


RACK-305GW



RACK-305GB

## Dimensions



## Features

- ◆ RoHS compliant design
- ◆ Two USB ports on the front panel
- ◆ Dual reset buttons for dual systems
- ◆ Two 8 cm cooling fans with replaceable fan filters

## Specifications

◆ Construction	Heavy duty metal
◆ SBC Form Factor	Full-size, slot CPU card
◆ Drive Combinations	3 x 5.25" + 1 x 3.5" HDD or 2 x 5.25" + 2 x 3.5" HDD or 2 x 5.25" + 1 x 3.5" HDD + 1 x front accessible 3.5" or 2 x 5.25" + 2 x front accessible 3.5"
◆ Cooling Fans	2 x 8 cm
◆ I/O Ports	2 x USB
◆ Expansion Slots	14 slots for RACK-305G 7 slots for RACK-305GATX
◆ Indicators	Power, HDD
◆ Buttons	1 x power switch, 2 x reset buttons
◆ Operating Temperature	0°C~50°C
◆ Operation Humidity	10% ~ 90%
◆ Color	W: White / B: Black
◆ Weight (Net/ Gross)	10.4 kg / 15 kg
◆ Dimension (DxWxH)	413 mm x 431 mm x 176 mm

## Ordering Information

Part No.	Description
RACK-305G <input type="checkbox"/> / ACE-935AL	4U 14-slot rackmount chassis, with ACE-935AL-RS, RoHS
RACK-305G <input type="checkbox"/> / ACE-832AP	4U 14-slot rackmount chassis, with ACE-832AP-RS, RoHS
RACK-305G <input type="checkbox"/> ATX/ ACE-832AP	4U ATX MB rackmount chassis, with ACE-832AP-RS, RoHS

Color Code: B-Black W-White

## Backplane Options

Model No.	SBC Type	PCI	ISA	PCIe			PSU Connector
				x1	x4	x16	
PCI-13SD-RS-R40	PICMG 1.0	3+4	3+3	0	0	0	AT/ATX
PCI-14S2-RS-R40	PICMG 1.0	4	8	0	0	0	AT/ATX
PCI-14S3-RS-R40	PICMG 1.0	4	9	0	0	0	AT/ATX
PX-14S3-RS-R40	PICMG 1.0	12	2	0	0	0	AT/ATX
PX-14S5-RS-R40	PICMG 1.0	7	6	0	0	0	AT/ATX
BP-14S-RS-R40	ISA	0	14	0	0	0	AT
PE-6S-R40	PICMG 1.3	2	0	2	0	1	ATX
PE-10S-R40	PICMG 1.3	4	0	4	0	1	ATX
PE-10S2-R40	PICMG 1.3	4	0	4	0	1	ATX
PE-13SD-R40	PICMG 1.3	4	0	4	1	2	ATX
PXE-13S-R40	PICMG 1.3	8	0	3	0	1	ATX
SPXE-14S	PICMG 1.3	0	0	12	0	0	ATX

## Power Supply Options

Type	Model No.	Watt
AT	ACE-935AL-RS	300W
	ACE-940AP-RS	390W
	ACE-841AP-S-RS	400W
ATX	ACE-850AP-RS	500W
	ACE-4860AP-RS	600W
	ACE-R4130AP-RS	300W
ATX Redundant	ACE-R4130AP-RS	300W

RACK-305G can support single PS/2 PSU. For more models of IEI PSU, please visit [www.ieiworld.com](http://www.ieiworld.com)