



# PR-1500G

## 5-slot Half-size Compact Chassis

- 1 Application Server Platform
- 2 Single Board Computer
- 3 IBX Series POS PC
- 4 AFOLLUX POS Panel PC
- 5 Video Capture Card
- 6 KAMIO RISC
- 7 IOVU Open HMI
- 8 VITO Universal Controller
- 9 DINO BLADE
- 10 LCD Product Series
- 11 Embedded System
- 12 Industrial Computer Chassis
- 13 Power Supply
- 14 Peripherals



CD-ROM, FDD and HDD are not included in package.



### Features

- ◆ RoHS compliant design
- ◆ One slim type 5.25" drive bay
- ◆ One 3.5" drive bay and one internal 3.5" HDD bay
- ◆ Two USB ports on the front panel
- ◆ One 8 cm cooling fan

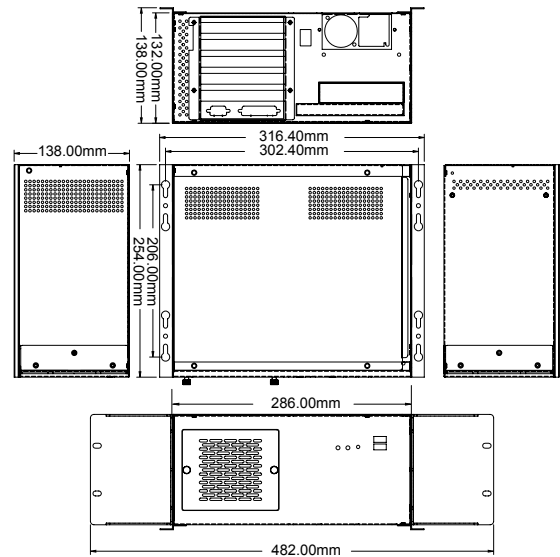
### Specifications

◆ Construction	Heavy duty metal
◆ SBC Form Factor	Half-size, slot SBC
◆ Drive Bays	1 x 3.5" HDD 1 x front accessible 3.5" 1 x slim 5.25"
◆ Cooling Fans	1 x 8 cm
◆ I/O ports	2 x USB
◆ I/O openings	1 x LPT , 1 x COM
◆ Expansion Slots	5 slots
◆ Indicators	Power, HDD
◆ Button	Power switch, reset
◆ Operating Temperature	0°C~50°C
◆ Operation Humidity	10% ~ 90%
◆ Color	W: White
◆ Weight (Net/Gross)	3.6 kg / 6.2 kg
◆ Dimensions (DxWxH)	254 mm x 286 mm x 132 mm

### Ordering Information

Part No.	Description
PR-1500GW/ACE-916AP	5-slot half-size chassis, white, with ACE-916AP-RS, RoHS
PR-1500GW/ACE-4525AP	5-slot half-size chassis, white, with ACE-4525AP-RS, RoHS

### Dimensions



### Backplane Options

Model No.	SBC Type	PCI	ISA	PCIe			PSU Connector
				x1	x4	x16	
BP-5S-RS-R40	ISA	0	5	0	0	0	AT
IP-5S2-RS-R40	PCISA	4	0	0	0	0	AT
IP-5SA-RS-R40	PCISA	3	1	0	0	0	ATX
IP-5SA2-RS-R40	PCISA	4	1	0	0	0	ATX

### Power Supply Options

Type	Model No.	Watt
AT	ACE-916AP-RS	150W
ATX	ACE-4518AP-RS	180W
	ACE-4525AP-RS	250W

PR-1500G can support single 1U height PSU. For more models of IEI PSU, please visit [www.ieiworld.com](http://www.ieiworld.com)