



PAC-106G

6-slot Full-size Compact Chassis



- 1 Application Server Platform
- 2 Single Board Computer
- 3 IBX Series POS PC
- 4 AFOLUX POS Panel PC
- 5 Video Capture Card

- 6 KAMIO RISC
- 7 IOVU Open HMI
- 8 VITO Universal Controller

- 9 DINO BLADE
- 10 LCD Product Series

- 11 Embedded System
- 12 Industrial Computer Chassis

- 13 Power Supply
- 14 Peripherals

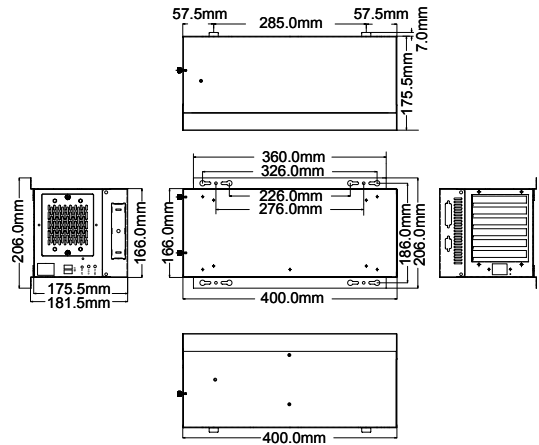
Features

- ◆ RoHS compliant design
- ◆ Two USB ports on the front panel
- ◆ One 3.5" drive bay and one internal 3.5" HDD bay
- ◆ One, 8 cm cooling fan

Specifications

◆ Construction	Heavy duty metal
◆ SBC Form Factor	Full-size, slot CPU card
◆ Drive Bays	1 x front-accessible 3.5" 1 x 3.5" HDD
◆ Cooling Fans	1 x 8 cm
◆ I/O Ports	2 x USB
◆ I/O openings	1 x COM, 1 x LPT
◆ Expansion Slots	6 slots
◆ Indicators	Power, HDD
◆ Button	Power switch, reset
◆ Operating Temperature	0°C~50°C
◆ Operation Humidity	10% ~ 90%
◆ Color	W: White
◆ Weight (Net/Gross)	5.2 kg / 7.8 kg
◆ Dimensions (DxWxH)	400 mm x 166 mm x 175.5 mm

Dimensions



Backplane Options

Model No.	SBC Type	PCI	ISA	PCIe				PSU Connector
				x1	x4	x8	x16	
BP-6S-RS-R40	ISA	0	6	0	0	0	0	AT
IP-6S-RS-R40	PCISA	3	2	0	0	0	0	AT
IP-6SA-RS-R40	PCISA	3	2	0	0	0	0	ATX
PCI-6S-RS-R40	PICMG 1.0	4	2	0	0	0	0	AT/ATX
¹ PE-6S2-R40	PICMG 1.3	3	0	0	1	0	1	ATX
¹ PE-6S3-R40	PICMG 1.3	1	0	3	0	0	1	ATX
SPE-4S-R10	PICMG 1.3	0	0	0	1	2	0	ATX
SPE-6S-R10	PICMG 1.3	0	0	0	5	0	0	ATX

¹ Only R20 or later version can support PICMG 1.3 backplane

Power Supply Options

Type	Model No.	Watt
AT	ACE-916AP-RS	150W
ATX	ACE-4518AP-RS	180W

PAC-106G can support single 1U height PSU, for more models of IEI PSU, please visit www.ieiworld.com

Ordering Information

Part No.	Description
PAC-106GW / ACE-4518AP	6-slot full-size chassis, white, with ACE-4518AP-RS, RoHS